

# NOW. A WOODBURNING STOVE THAT DOESN'T POLLUTE, FEEDS ITSELF, & REQUIRES NO TRIPS TO THE WOODPILE.

Concern for the environment AND the woodchopper's back has led to the development of the Whitfield Stove, the first woodburning stove to operate exclusively on pelletized fuel.

## FEATURES

- **CLEANING BURNING**—No visible smoke or creosote.
- **CONTROLLABLE HEAT**—At the turn of a knob.
- **LOW COST INSTALLATION**—Connects to a 3-inch exhaust vent.
- **CONVENIENT**—Built-in fuel storage with continuous feed. Will burn unattended for more than 24 hours.

## SAFETY FEATURES

- **OVERFEED FUEL SYSTEM**—Prevents burn-back into fuel supply.
- **NO CREOSOTE**—No chimney fires.

## SPECIFICATIONS

**Dimensions:** 24" high x 24" wide x 27" deep.

**Range of Heat Output:** 40,000 BTU/hr.—15,000 BTU/hr.

**Fuel Storage Capacity:** 50 lb.

**Burn Time on One Hopper Full:** 8 hr. minimum; 24 hr. maximum.


**Electrical Requirements:** 110v, 60HzAC, 150 watts.

Safety tested by Stove Testing Lab, Portland, Oregon.

Approved to:  
UL 1482,907 Solid Fuel Room Heaters.  
UL 441 Gas Vents.

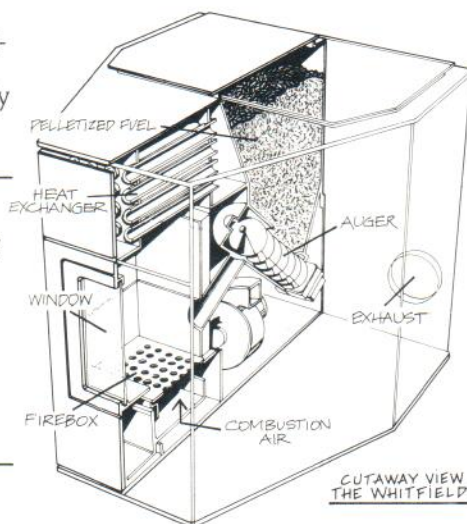
## OPTIONS

- Excellent door selection:  
Brass (see other side), Flat Black.



Porcelain (various colors)

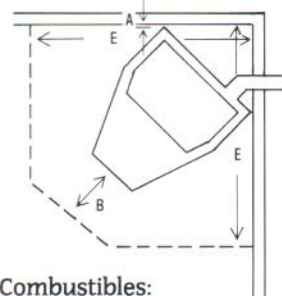
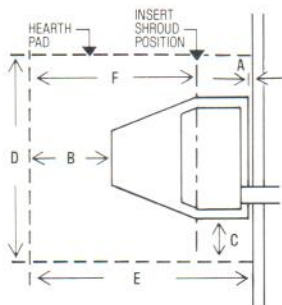
- Brass trim
- Insert or free-standing installation.



## STOVE INSTALLATION

**Dimensions:**

- A 0"
- B 16"
- C 8"
- D 40"
- E 48"
- F 32"



**Clearance to Combustibles:**  
Storage hopper may touch wall.  
Firebox clearance required:

- 4" from sides;
- 36" from front;
- 24" from above.

## THE FUEL

Pellets are manufactured from:

- Wood waste.
- Agricultural residue.



The pellets are a dry fuel, containing less than 10% moisture, and measure 1/4" to 1/2" in diameter. They are readily available in bulk or pre-bagged.

The pellet-burning Whitfield Stove is NOT for you if you treasure the activity associated with traditional log-burners, such as the invigorating trips to the woodpile.

If, however, you're ready to move up to the latest development in economy, convenience, and efficiency, you owe it to your back and your environment to check out the Whitfield Stove, the hottest new concept in woodburning stoves!

Pyro Industries, started in Seattle, Washington by Dr. Jerry Whitfield, brings some of the latest advances in combustion technology into the residential wood-heating market. The Whitfield Pellet-Burning Stove is the result of extensive research and testing by Dr. Whitfield, who has wide experience in U.S. and European high technology combustion industries. Working with experts in pelletized wood fuel, he has developed this state-of-the-art stove, the first designed specifically to make use of this fuel.

For further information on the company and its products, contact:

**COMBO FURNACE SALES INC.**

**PYRO INDUSTRIES**

4861 Ambassador Blvd., St. Francis, MN 55070  
1 mile west of St. Francis on Co. Rd. 28  
Phone (612) 753-2231

P.O. Box 123 ■ Mountlake Terrace, WA 98043 ■ (206) 771-4516